

---

# NEET- PG



---

# 2022

# Examination

# Information Bulletin

---

- ◆ National Eligibility Cum Entrance Test - Post Graduate (NEET - PG)
- ◆ Admission to MD/MS/PG Diploma Courses - 2022 session
- ◆ Admission to Post MBBS DNB and NBEMS Diploma Courses - 2022 session

---

## IMPORTANT DATES

Processes	Timelines
<b>Availability of the Information Bulletin</b>	15th January 2022 Onwards
<b>Online Submission of Application</b>	15th January 2022 (3 PM Onwards) to 4th February 2022 (Till 11:55PM)
<b>Edit Window for All the Candidates</b>	8th February 2022 to 11th February 2022
<b>Final Edit Window to rectify Deficient/Incorrect Images:</b> 1. Photograph 2. Signature 3. Thumb Impression	24th February 2022 to 27th February 2022
<b>Issue of Admit Card</b>	7th March 2022
<b>Examination Date</b>	12th March 2022
<b>Declaration of Result</b>	By 31st March 2022

---

## ABBREVIATIONS:

NBEMS	National Board of Examinations in Medical Sciences
NEET-PG	National Eligibility-cum-Entrance Test-PG
GoI	Government of India
MoHFW	Ministry of Health and Family Welfare, Government of India
NMC	National Medical Commission
EEC	Examination Ethics Committee
NDA	Non Disclosure Agreement
TCA	Test Centre Administrator
AFMS	Armed Forces Medical Services
ST	Scheduled Tribe
SC	Scheduled Caste
OBC	Other Backward Class
UR	Unreserved Category
PwD	Persons with benchmark Disabilities
UMC	Unfair Means Case

---

## CONTACT NBEMS:

- ❖ The information bulletin & website (<https://nbe.edu.in>) shall guide you through the entire process of application submission and help to answer most of your queries. In case you are still facing issues, then NBEMS Candidate Care Support is available by phone and email.
- ❖ For exam related queries, contact National Board of Examinations in Medical Sciences at:

<b>Helpline Number</b>	022-61087595
<b>Email</b>	<a href="mailto:helpdesknbexam@natboard.edu.in">helpdesknbexam@natboard.edu.in</a>
<b>Official Website</b>	<a href="https://nbe.edu.in">https://nbe.edu.in</a> <a href="https://natboard.edu.in">https://natboard.edu.in</a>

- ❖ **Phone support** will be available during these times:
  - **15th January 2022 to 31st March 2022** : 9:30 AM to 6:00 PM from Monday to Friday
  - **12th March 2022 (Examination day)**: 7:00 AM to 7:00 PM
  - NBEMS Candidate Care will be closed on Saturday, Sunday & Gazetted holidays.
- ❖ **Availability of seats and counseling:**
  - A separate handbook informing details of the counseling process and applicable reservation shall be released by the designated counseling authority for NEET-PG 2022.
  - The Counseling for 50% seats of All India Quota will be conducted by MCC of DGHS
  - The counseling for 100% seats of Deemed/Central Universities will be conducted by MCC of DGHS
  - The Counseling for 100% all India open DNB seats will be conducted by MCC of DGHS

---

# INDEX

S. No	CONTENTS	Page Number
1	Introduction	6
2	Information for Candidates	9
3	Examination Fee	15
4	Eligibility Criteria	16
5	Scheme of NEET-PG 2022	19
6	Admit Card and Test Day Procedures	21
7	Centre for NEET-PG 2022	28
8	Instructions to Fill Online NEET-PG 2022 Application Form	33
9	Caution Notice, Non- Disclosure Agreement and Unfair Means	39
10	Result	45
11	Counseling And Reservation	50
12	Admissions to PG Courses at AFMS Institutions	51
13	NEET-PG for Post MBBS DNB and NBEMS Diploma Courses	54
14	Communication Protocols	55
15	Image Upload Instructions	57
16	Annexures	74

---

# 1. Introduction

NEET-PG is an eligibility-cum-ranking examination prescribed as the single entrance examination for admission to various MD/MS and PG Diploma Courses as per Section 61(2) of the National Medical Commission Act, 2019 read with 10 (D) of Indian Medical Council Act, 1956.

No other entrance examination, either at the state or the Institution level, shall be valid for entry to MD/MS/PG Diploma courses. Qualifying NEET-PG is mandatory for entry to MD/MS/PG Diploma courses under various Universities/ Institutions in the country. NEET-PG is mandatory even for foreign nationals seeking admission in medical courses in India.

## Scope of NEET-PG

**NEET-PG 2022** shall be the single eligibility cum entrance examination for admission to MD/MS/PG Diploma Courses for the academic session 2022-23 which will include the following:

1. All India 50% quota seats for all States/ Union territories of India.
2. State quota seats for all States/ Union territories of India.
3. All Private Medical Colleges, Institutions & Universities/Deemed Universities all across the country
4. Armed Forces Medical Services Institutions.
5. Post MBBS DNB Courses and Post MBBS NBEMS Diploma Courses

The following Medical institutions are not covered by centralized admissions for MD/MS seats through NEET- PG for 2022 session:

1. AIIMS, New Delhi and other AIIMS
2. PGIMER, Chandigarh
3. JIPMER, Puducherry
4. NIMHANS, Bengaluru

- 
5. Sree Chitra Tirunal Institute for Medical Sciences and Technology,  
Trivandrum

No State Government/Private Medical college/Universities shall be conducting any separate entrance for admission to their MD/MS/PG Diploma Courses for the admission session 2022-23

## About National Board of Examinations in Medical Sciences

The Government of India established the National Board of Examinations in Medical Sciences (NBEMS) in 1975 with the objective of improving the quality of the Medical Education by establishing high and uniform standards of postgraduate examinations in modern medicine on an All India Basis and utilizing existing healthcare infrastructure for capacity building.

The prime objectives of NBEMS is to elevate the standards of post graduate medical education in modern medicine and conducting examinations of high standard on an all India basis.

NBEMS provides a common national standard for evaluation of minimum level of attainment of the knowledge and competencies of post graduate and post doctoral training.

NBEMS conducts the following examinations:

Name of Examination	Remarks
NEET - PG	Single window entrance examination for admission to MD/MS/PG Diploma and Post MBBS DNB Courses & NBEMS Diploma Courses
NEET - MDS	Single window entrance examination for admission to MDS Courses

<b>Name of Examination</b>	<b>Remarks</b>
<b>NEET - SS</b>	Single window entrance examination for admission to DM/MCh and (Post MD/MS/DNB) DrNB Superspecialty Courses
<b>PDCET (Post Diploma CET)</b>	Single window entrance examination for admission to Post Diploma DNB Broad specialty Courses
<b>FELLOWSHIP ENTRANCE TEST (FET)</b>	Single window entrance examination for admission to various Fellowship (FNB) Courses of NBEMS
<b>FMGE</b>	Screening Test for Foreign Medical Graduates conducted as per Screening Test Regulations, 2002
<b>FDST</b>	Screening Test for Foreign Dental Graduates and Post Graduates
<b>MRE/DRE</b>	Medical Registration Examination/Dental Registration Examination for Republic of Mauritius
<b>FELLOWSHIP EXIT EXAMINATION (FEE)</b>	Exit Examination for award of FNB (Fellow of National Board ) Qualifications in various sub-specialties
<b>DNB/DrNB FINAL (Theory &amp; Practical)</b>	Exit Examination for award of DNB/DrNB Qualifications



---

## 2. Information for Candidates

- 2.1. NEET-PG 2022 is the eligibility-cum-ranking examination for admission to various MD/MS/PG Diploma courses of 2022-23 admission session.
- 2.2. NEET-PG 2022 will be conducted by NBEMS. Candidates may note that the role of NBEMS is limited to the conduct of NEET-PG, declaration of the result and handing over the result to the designated counseling authority. Verification of documents and eligibility determination of the candidates shall be undertaken at the time of counseling/admission process.
- 2.3. Candidate may kindly note that appearance in NEET-PG does not confer any automatic rights to secure a Post graduate MD/MS/ Post Graduate Diploma seat. The selection and admission to Postgraduate seats in any medical institutions recognized for running MD/ MS/Post Graduate Diploma courses as per the National Medical Commission (NMC) Act, 2019 and the repealed Indian Medical Council Act, 1956 is subject to fulfilling the admission criteria, eligibility, medical fitness and such criteria as may be prescribed by the respective universities, medical institutions, the NMC, State/Central Government.
- 2.4. Candidates are advised to read the Information Bulletin carefully and go through the instructions regarding submission of online application form given in the information bulletin as well as on NEET-PG 2022 index page on NBEMS website <https://nbe.edu.in> before starting online submission process for NEET-PG 2022.
- 2.5. Candidates are deemed to have read, agreed and accepted the Information Bulletin, eligibility criteria and the terms and conditions in the Information Bulletin for NEET-PG 2022 on completing the online submission of application form.

- 
- 2.6. A candidate can submit NEET-PG 2022 application form only once. Any candidate found to have submitted more than one application form for NEET-PG 2022 may be debarred from NEET-PG, his/her candidature may be cancelled and further action as deemed appropriate by NBEMS shall be taken.
- 2.7. Candidate should ensure that all the information entered during the online submission of application form is correct and factual. Information provided by the candidates in the online application form shall be treated as correct and **NBEMS will not entertain, under any circumstances, any request for change in the information provided by the candidates.** The option of editing certain information entered in the application form shall be available to the candidates during the edit window. on *Instructions to Fill NEET-PG 2022 Application Form* for details regarding Edit Window.
- 2.8. **NBEMS does not edit/modify/alter any information entered by the candidates at the time of online submission of application form under any circumstances.** There is no provision of change in any information after conduct of examination and/or declaration of result. Such requests shall not be entertained.
- 2.9. Application for NEET-PG 2022 can only be submitted online through NBEMS website <https://nbe.edu.in> There is no other methodology for application submission. Application submitted through any other mode shall be summarily rejected.
- 2.10. Candidates who fail to submit duly completed application with requisite documents and/or fail to rectify the deficiencies in the application by the last date prescribed for rectification shall be declared ineligible. **Admit Card shall not be issued to candidates who are declared ineligible before the conduct of examination.** In such cases, the entire fees will be forfeited.

- 
- 2.11. Applications of candidates producing false or fabricated records/ declarations will not be considered and such candidates will be further debarred from appearing in the future examinations of NBEMS and action as deemed appropriate by NBEMS will be taken.
- 2.12. Candidates are advised to ensure that no mandatory column in the online application form is left blank. In the event of rejection of the application form, no correspondence/ request for re-consideration will be entertained.
- 2.13. Please refer **Chapter** on *Instructions to Fill NEET-PG 2022 Application Form*. Candidates may note that after closure of edit window, deficiency related to images uploaded in the application form shall be communicated to them. **Deficiency related to images uploaded** (Photographs, Signature, Thumb Impression) can be corrected during the **final edit window** i.e. **24th February 2022 to 27th February 2022**.
- 2.14. Candidates should ensure before applying for the examination that their MBBS degree is recognized as per provisions of the NMC Act, 2019 and the Indian Medical Council Act. If it is found at any time that MBBS degree is not recognized, the candidature / result of the candidate shall be cancelled/ deemed to be cancelled.
- 2.15. Candidates should go through this bulletin carefully for eligibility criteria before applying. Queries pertaining to eligibility and other issues will only be entertained if the information requested is not given in the bulletin of information on NBEMS website. No queries of the any third party will be entertained with regard to the eligibility and disclosure of the results.
- 2.16. Submission of incomplete online application form not in accordance with prescribed instructions shall invite rejection of the application. In such cases, the examination fee shall not be refunded.

- 
- 2.17. Candidate found ineligible at any stage of NEET-PG 2022, will not be permitted to appear in the examination. In an unlikely event of any ineligible candidate appearing and/or passing the NEET-PG 2022, the results/candidature of such candidate shall be cancelled and/or is deemed to be cancelled, even if result has been declared or Score Card has been issued.
- 2.18. NBEMS reserves the right to withdraw permission, if any, granted inadvertently to any candidate who is not eligible to appear in the NEET-PG 2022 even though the admit card/roll number has been issued or name/roll number is displayed on NBEMS website.
- 2.19. Fee shall neither be carried forward to a future exams nor refunded under any circumstances. The examination fee of candidates remaining absent shall be forfeited. Application once submitted can not be withdrawn.
- 2.20. Candidates' eligibility is purely provisional & is subjected to the fulfilment of eligibility criteria as prescribed in this Information Bulletin.
- 2.21. Instructions in the Information Bulletin are liable to change based on decisions taken by the NBEMS /MoHFW/NMC from time to time. There is no equity or any rights that are /or deemed to be arising in favour of candidate. Candidates are required to refer to the latest bulletin or corrigendum that may be issued to incorporate these changes. Refer NBEMS website <https://natboard.edu.in> and <https://nbe.edu.in> for latest updates or corrigendum.
- 2.22. The existing schedule, pattern, policy and guidelines are for ready reference only but in no way, they are or are ought to be treated as representative or acknowledgment of fact that NBEMS is bound to follow the same in future. NBEMS reserves its absolute right to alter, amend, modify or apply any or some of the instructions/guidelines contained in this information bulletin.

- 
- 2.23. In case of any ambiguity in interpretation of any of the instructions/ terms/ rules/ criteria regarding the determination of eligibility/ conduct of examinations/ registration of candidates/ information contained herein, the interpretation of the NBEMS shall be final and binding in nature.
- 2.24. Request shall not be entertained for change in date/ center of examination under any circumstances. Candidates are advised not to canvass for such representation.
- 2.25. Admit Cards for NEET-PG 2022 Examination shall be available for download at NBEMS website <https://nbe.edu.in> on **7th March 2022**. Candidates declared ineligible shall not be issued admit cards.
- 2.26. Result of NEET-PG 2022 shall be displayed on NBEMS website <https://natboard.edu.in> and <https://nbe.edu.in>
- 2.27. NEET-PG 2022 shall be conducted by NBEMS at various exam centres engaged for the purpose. Candidates are advised to familiarise themselves with the route and location of the exam centre. Please refer to the chapter on *Test Day Procedures* for details.
- 2.28. The examination test centre staff on duty is authorized to verify the identity of candidates and may take steps to verify and record the identity of candidates. Candidates are required to extend requisite cooperation.
- 2.29. Possession/ Use of mobile phones/ Electronic devices is strictly prohibited in the premises of NBEMS test Centres. Candidates shall be liable for penal action for Possession/ Use of Mobile phones/ Electronic devices. Please go through guidelines detailed in the chapter regarding *unfair means in the examination*.

- 
- 2.30. **Demo Test:** A demo test shall be available for the benefit of candidates to familiarise themselves with the Computer Based Test format at website <https://nbe.edu.in> Candidates will be able to access the Demo test from **1st March 2022 onwards**.
- 2.31. The candidates should communicate with NBEMS regarding matters related to NEET-PG 2022 as per prescribed Protocols only, detailed under the chapter on *Communication Protocols*.
- 2.32. Candidates are encouraged to communicate through email with NBEMS. All the correspondence through post should be addressed to the Executive Director, NBEMS, Medical Enclave, Mahatma Gandhi Marg, Ansari Nagar, New Delhi-110029. Candidates are requested to superscribe the envelope with the subject matter of the correspondence for expeditious processing.
- 2.33. The Registration for NEET PG 2022 at the time of PG Counseling to be conducted by designated counseling authority will be as per the details of candidates submitted in NBEMS NEET-PG 2022 Application Form and will be pre-populated in the Registration Form for counseling. Hence, candidates are advised to maintain their same Registration details e.g. mobile number, Email ID etc. as provided in the NBEMS NEET-PG 2022 Application Form.
- 2.34. **The jurisdiction for court cases/disputes shall be at New Delhi only.**

---

## 3. Examination Fee

### 3.1. Examination Fee:

Category of Candidate	Examination Fee
General, OBC and EWS	Rs. 4250/-
SC, ST, PwD	Rs. 3250/-

\*Excluding charges as may be applicable by various payment gateways.

- 3.2. Applications once submitted cannot be withdrawn. Fee shall neither be carried forward to a future date nor refunded under any circumstances. Any claim for refund, adjustment or carrying forward of Application fee will not be entertained on successful submission of application and payment of fee.
- 3.3. **How to pay:** The prescribed exam fee should be remitted through payment gateway provided using a Credit Card or a Debit Card issued by banks in India or other modes as may be made available and have been provided on the web page. Fee can not be deposited through any mode other than the payment gateway available while submitting online application form submission.
- 3.4. Examination fees in respect of candidates who are absent or have been declared ineligible due to any reason will be forfeited. Candidates are advised to read the information bulletin for NEET-PG 2022 carefully and satisfy the terms and conditions for fulfilment of eligibility criteria before proceeding for payment of fees.

---

## 4. Eligibility Criteria

The eligibility criteria for admission to MD/MS/PG Diploma Courses is as follows :

- 4.1. Candidates in possession of MBBS degree or Provisional MBBS Pass Certificate recognized as per the provisions of the NMC Act, 2019 and the repealed Indian Medical Council Act 1956 and possessing permanent or provisional registration certificate of MBBS qualification issued by the NMC/ the erstwhile Medical Council of India or State Medical Council and have completed one year of internship or are likely to complete the internship on or before **31st May 2022**, may apply for NEET-PG 2022 through online application system at website <https://nbe.edu.in>

CUT-OFF DATE FOR COMPLETION OF INTERNSHIP
31st May 2022

- 4.2. Candidates found to be ineligible at any stage of NEET-PG 2022 will not be permitted to appear in the examination and/or counseling. In an unlikely event of any ineligible candidate appearing and/or being successful in the NEET-PG 2022, the results/ candidature of such candidate shall be cancelled and/or are deemed to be cancelled.
- 4.3. Requests for appearing in NEET-PG 2022 from candidates completing internship after **31st May 2022** or having qualifications that are not recognized as per the NMC Act, 2019 and the repealed IMC Act, 1956 shall be summarily rejected. Candidates are further advised not to canvass for the same.
- 4.4. The dates indicated by candidates with regard to 12 months Compulsory Rotating Resident Internship in the application form (i.e. internship starting and completion date) shall be treated as final and candidates will be required to submit the original



---

Compulsory Rotating Resident Internship completion certificate at the time of counseling/admission in allotted Medical College/Institute.

- 4.5. The cut off dates for the recognition of the Medical Colleges, from where the candidates have passed their MBBS Degree Course and completed compulsory rotatory Internship for the year 2022 will be as prescribed by the NMC/ the erstwhile Medical Council of India. The Colleges recognized after the cut- off date prescribed by the NMC will not be considered.
- 4.6. Registration with the NMC/ the erstwhile Medical Council of India or State Medical Council is necessary and its documentary proof should be furnished by the candidates on the day of examination and at the time of counseling/admission.
- 4.7. Some of the Universities/Institutions are having regulations that candidates who are already pursuing the PG Course in their University or in another University are not eligible for admission till they complete the course. The candidates who are already pursuing PG Courses either through All India Quota or State Quota and are applying for a seat under All India Quota/State quota seats may confirm the eligibility conditions of that University in this regard. NBEMS/MoHFW/Designated Counseling Authority shall not be responsible if such candidates are refused for admission. Such candidates may opt for the subject and the college at their own risk and cost.
- 4.8. The definition of NRI for admission to Deemed University shall be as per Hon'ble Supreme Court order dated 22/08/2017 in WP 689/2017.
- 4.9. Eligibility of candidates issued admit card for the examination shall be purely provisional. Appearance in NEET-PG 2022 does not confer any automatic rights upon the candidate for admission to MD/MS/PG Diploma courses.

---

**4.10. ELIGIBILITY CRITERIA FOR FOREIGN MEDICAL GRADUATES:** Indian citizens or overseas citizens of India who have obtained their Primary Medical Qualifications from Medical Colleges outside India should have qualified the Foreign Medical Graduate Examination (Screening Test) as per Screening Test Regulations, 2002 which is conducted by National Board of Examinations in Medical Sciences. Further, **they should have been registered with the NMC/ the erstwhile Medical Council of India or State Medical Council and should have completed their internship or likely to complete their internship on or before 31st May 2022.** Foreign Medical Graduates are required to bring their FMGE Pass certificate issued by NBEMS on their testing day alongwith the provisional/permanent registration certificate issued by a medical council.

**4.11. ELIGIBILITY CRITERIA FOR FOREIGN NATIONALS:** It is not mandatory for foreign nationals to have temporary registration with National Medical Commission (NMC) at the time of writing NEET-PG. Foreign Nationals can write NEET-PG without registration with NMC. The NMC may, on payment of the prescribed fee for registration, grant temporary registration for the duration of the Post Graduate course limited to the medical college/institution to which he/she is admitted for the time being exclusively for pursuing postgraduate studies. Provided further that temporary registration to such foreign national shall be subject to the condition that such person is duly registered with appropriate registering authority in his own country where from he has obtained his Basic Medical qualification, and is duly recognized by the corresponding Medical Council or concerned authority.”

---

## 5. Scheme of NEET-PG 2022

- 5.1. NEET-PG 2022 shall be conducted in a single day & single session as a computer based examination on **12th March 2022**.
- 5.2. **Syllabus:** The syllabus for the exam shall comprise of subject/ knowledge area as per Graduate Medical Education Regulations issued by the erstwhile Medical Council of India with prior approval of the Govt of India.
- 5.3. The examination shall be a multiple choice questions delivered using computers network (CBT) as per scheme prescribed. The exam comprises of 200 Multiple Choices, single correct response questions in English language only. Time allotted is 3 hrs 30 min.
- 5.4. There shall be 25% negative marking for incorrect answers. No marks will be deducted for unattempted questions.
- 5.5. **Marking Scheme:** Allocation of marks for each MCQ shall be as follows:

S.NO.	RESPONSE	MARKS
1	Correct Response	4 Marks
2	Incorrect Response	1 Mark shall be deducted
3	Unattempted Question	Zero

- 5.6. During the examination candidates are given an option to mark any question, whether attempted or not, for review which means that candidate has been given an option to go through these questions again before the examination time ends. *Candidates may note that such questions which are marked for review shall be evaluated as per the marking scheme mentioned above.*

5.7. Allocation of time for NEET-PG 2022 shall be as follows:

<b>Activities</b>	<b>Time</b>
Allow Candidates to enter the examination centre and Commence Registration for the test	07:00 AM
Entry closes at Examination Center	08:30 AM
Grant access for Candidate Login	08:45 AM
Candidates log in to read instructions	08:50 AM
Exam Start Time	09:00 AM
Exam End Time	12:30 PM

## 5.8. Overview of Computer Based Test

Online Application Form Submission

Demo Test (At NBEMS Website)

Issuance of Admit Cards

Reporting at Test Centre on Schedule Date & Time

Security Check-in Process

Registration for Test + Face ID & Biometric

Examination Begins

Examination Ends

---

## 6. Admit Card & Test Day Procedures

- 6.1. **Admit Card:** Admit cards shall be made live on NBEMS website <https://nbe.edu.in> on 7th March 2022. **Admit cards will not be issued to candidates found ineligible before conduct of examination.**
- 6.2. Candidates will be informed through SMS/Email alerts and website notice regarding availability of the admit card on NBEMS website. Admit card will not be sent to the candidates by Post/Email.
- 6.3. Candidates are required to download their admit card from the NBEMS website and affix firmly their latest passport size photograph in the space provided on the admit card. The photograph must meet following specifications:
- Size of photograph : Minimum 35x45 mm (and not larger than the box printed on admit card for pasting the photograph) with at least 75% area on the photograph should be occupied with the face & head of the candidate.
  - It should be a Colour photograph with white background
  - The photograph needs to display full front view of the face with a neutral expression. No Caps, Stethoscope, Goggles, Ornaments to be worn.
  - The photograph should not have reflection or shadow on the face with red eyes.
  - The photograph needs to be printed on a high quality paper with at least 600 dpi Resolutions.
  - The photograph must not have kinks, scratches and stains.

- 
- 6.4. **TEST DAY PROCEDURES:** NBEMS shall be conducting the **Social Distanced - Computer Based Test (SD-CBT)** in safe and secure environment maintaining social distancing norms wherever needed. NBEMS reserves its rights to review the test day processes of conduct of CBT in wake of changing scenario of COVID-19 pandemic.
- 6.5. **Entry of Candidates as per Time Slots given in the Admit Cards:** Candidates are required to report at the 'Reporting Counter' of test venue at as per time indicated in their admit cards. To avoid crowding at the test venue entry, there will be staggered time slots for candidates to report. Candidates will be required to report at the exam venue as per the time slot informed via SMS on their registered mobile number one day prior to exam date. The reporting counter will close 30 minutes prior to the test start time. This will allow time for security checks, identity verification and checking in for examination.
- 6.6. Candidates reporting late or beyond the prescribed time shall not be allowed to appear in the exam under any circumstances. NBEMS shall not be responsible for any delayed arrival of the candidate in reaching the centre due to any reason.
- 6.7. NBEMS/Test centre/Designated Agency/Staff on duty shall not be liable under any circumstances for delayed reporting and/or non presentation of mandatory documents.
- 6.8. **Test Centre Location:** Exact address and location of the test centres shall be indicated in the admit card. Candidates are advised to familiarise themselves with the test centre locations at least one day prior to the examination day and ensure that they report for the exam as per scheduled time only.

- 
- 6.9. Please note that only the candidates who have been issued admit card will be allowed entry inside the examination centre premises subject to fulfilment of documentary requirements.
- 6.10. Friends or relatives accompanying the candidates will not be allowed entry in the examination centre premises under any circumstances and will not be allowed to contact the candidate while the examination process is ongoing.
- 6.11. **Barcode/QR Code Reader at Entry Points:** The candidate will flash the admit card and ID proof for verification to the exam functionary standing across the table with barcode/QR code reader. Candidate shall be informed about the assigned lab number.
- 6.12. **Use of Thermo Guns:** All candidates will be checked at the entry point for fever with the thermo guns. In case, any candidate is observed to be having above normal temperature or displaying any symptoms of COVID-19 infection, he/she will be allowed to take the examination in a separate isolation lab.
- 6.13. Identity checks will be made upon arrival at the test centre to ensure that there are no unauthorized candidates appearing for the exam.
- 6.14. Candidates **MUST bring to the test centre the following documents:**
- 6.14.1. Printed copy of Barcoded/QR Coded Admit card with his/her recent coloured photograph pasted on it.
- 6.14.2. Photocopy of Permanent / Provisional SMC/MCI/NMC registration\*, to be retained by the test centre &

---

6.14.3. The below mentioned Govt issued photo IDs\*\* (must be **original and valid/ non-expired**), details of which have been provided while filling the application form.

- ❖ **Aadhaar Card (with Photograph)**
- ❖ **PAN Card**
- ❖ **Driving License**
- ❖ **Passport**
- ❖ **Voter ID**

Please bring at least one but as many of the above mentioned Photo IDs which are issued to you and details of which have been provided in the application form.

6.15. In case, any candidate reports to the test center with e-Aadhaar Card with Aadhaar number printed on it as proof of identity, the e-Aadhaar Card should be a good quality colour print out with clearly visible photograph. The photograph should not have kinks, scratches and stains, and should definitely match with the candidate presenting the e-Aadhaar Card. Decision of NBEMS in this regard shall be final”.

*\*Indian Citizens/OCI who have obtained their Primary Medical Qualification outside India and qualified Foreign Medical Graduate Examination should bring their original FMGE (Screening Test) Pass certificate issued on NBEMS letterhead also.*

*Foreign Nationals who are desirous to appear in NEET-PG are required to bring their passport (original & valid) to the test centre along with any other documents (Registration with Medical Council in their country of nationality) as a proof of they being a medical practitioner in their country.*

*\*\* The name on the photo identification must match with the name as shown on the Admit Card. If name has changed due to marriage etc,*



---

*candidate must show the relevant document to substantiate claim for change in name (Marriage Certificate/Divorcee Decree/ Legal Name Change Document/ Gazette notification for name change).*

6.16. Candidates without any valid ID proof shall not be allowed to enter the examination premises.

6.17. Unfair means case shall be registered against the candidates producing false/forged documents/ID Proofs.

6.18. **SECURITY AT THE TEST CENTRE:** Candidates will **not be allowed** to take the following items beyond security check point under any circumstances:

- Any stationery item like textual material (printed or written), notes, Plastic Pouch, Calculator, Pen, Writing Pad, Pen Drives, Eraser, etc..
- Any electronic device like Mobile Phone, Bluetooth, Earphones, Microphone, Pager, wrist watch/Health Band, Calculator, Electronic Pen/ Scanner etc.
- All ornaments like bracelets, Ring, Earrings, Nose-pin, Chain/Necklace, Pendants, Necklace with pendants, Badge, Brooch etc.
- Other items like Wallet, Goggles, Handbags, Belt, Cap etc.
- Any eatable item opened or packed, soft drinks, water bottles etc.
- Any other item which could be used for unfair means, for hiding communication devices like wireless/Bluetooth device, spy camera etc.

6.19. Candidates will be permitted to carry certain items with them to the examination lab:

- Face Mask
- Exam related documents (Admit card, ID Card etc)

6.20. No arrangement will be made at the centres for keeping any articles/items belonging to the candidates. In case any candidate is

---

found in possession of any of the barred items inside the centre beyond the security check point, it will be considered as use of unfair means and action will be taken against the candidate in accordance with the relevant provisions. To avoid any hardship candidates are advised not to bring prohibited items along with them at the test Centre.

6.21. Frisking with Hand Held Metal Detector (HHMD) will be done.

6.22. **Finger Biometrics** of candidates **shall be captured** at the time of registration for the test at test venue. In addition, photograph of the candidates shall be captured on the exam day at the centre. **Face ID shall be captured** at the time of registration for the test and may also be captured at each bio-break/ during the conduct of examination. Candidates are requested to cooperate with this essential activity to avoid any cases of impersonation. This is a security feature which will ensure that only genuine candidate appear for the exam. Any candidate not adhering to the aforementioned security measures will not be allowed to take the test.

6.23. After verification of ID and capture of Face ID and Finger Biometric, candidates will be escorted to the designated computer terminal at the test centre ensuring social distancing and a Invigilator will assist the candidate for check-in process of the test.

6.24. Candidates are required to keep their admit card and photo identification with them at all times during the conduct of examination.

6.25. Candidates are required to listen to the invigilator's instructions to begin the exam. Each workstation will be blocked from three sides – front, left and right. Candidates are advised not to look around at other candidates as there will be surveillance cameras also that will record video.

6.26.No rough paper for any rough work or pen shall be provided at the centre.

6.27.Any suspicious or disruptive behaviour on part of the candidate may lead to cancellation of candidature. For any issues during the exam, candidate may raise his or her hand to notify Invigilator.

6.28.In Manual Attendance, candidate signatures will be taken on the attendance sheet.

6.29.In case of any technical disruption during the test, rest assured that a registered candidate will get complete allocated examination time.

Case	Description of failure	Standard actions taken
1	Disruption happens (e.g Power Failure) during the exam time after the candidates have logged in (either for one or more candidates)	No action necessary. The timer will stop when the failure occurs and will resume when the failure is rectified. There will be no time loss in allocated examination time due disruption / failure.
2	Candidate machine is locked during the exam. (e.g Loss of connectivity with the Primary Server)	IT Manager in each exam room verifies and unlocks the candidates account and the timer starts from the same point where the candidate had left. There will be no time loss in allocated examination time due to this locking.
3	Candidate complains of any specific issues in the machine (e.g screen flickering, mouse issue, system getting locked / hanged repeatedly etc)	On reporting of the issue , IT Manager / Invigilator verifies and locks the candidate machine. The candidate may be shifted from their allotted seat to buffer seat in same or other lab during the examination, if required. There will be no time loss in allocated examination time due to this shifting

## 7. Centres for NEET-PG 2022

7.1. The tentative list of cities where NEET-PG 2022 shall be conducted is as follows:

S. No	City	S. No	City	S. No	City	S. No	City
1	Adilabad	27	Bhatinda	53	Chennai	79	Gondia
2	Agartala	28	Beed	54	Chikballapur	80	Gorakhpur
3	Agra	29	Belagavi (Belgaum)	55	Chikkamagaluru	81	Gooty
4	Ahmedabad/ Gandinagar	30	Bellary	56	Chirala	82	Gudur
5	Ahmednagar	31	Bengaluru	57	Chittor	83	Guntur
6	Aizwal	32	Berhampore (WB)	58	Coimbatore	84	Guwahati
7	Ajmer	33	Behrampur-Ganjam	59	Cudalore	85	Gwalior
8	Akola	34	Bhagalpur	60	Cuttack	86	Haldia
9	Alappuzha	35	Bhandara	61	Darbhanga	87	Haldwani
10	Aligarh	36	Bhilai Nagar	62	Davanagere	88	Hamirpur (HP)
11	Alwar	37	Bhimavaram	63	Dehradun	89	Hanumangarh
12	Ambajogai	38	Bhiwandi	64	Delhi/NCR	90	Hasan
13	Ambala	39	Bhopal	65	Dhanbad	91	Hazaribagh
14	Amlapuram	40	Bhubaneswar	66	Dharmapuri	92	Himatnagar
15	Amravati	41	Bhusawal	67	Dharwad/ Hubballi (Hubli)	93	Hisar
16	Amritsar	42	Bidar	68	Dhenkanal	94	Hooghly
17	Anand	43	Bikaner	69	Dhule	95	Howrah
18	Anatapur	44	Bilaspur (CG)	70	Dibrugarh	96	Hyderabad
19	Arrah	45	Bilaspur (HP)	71	Dimapur	97	Idukki
20	Asansol	46	Boisar	72	Dindigul	98	Imphal
21	Aurangabad	47	Bokaro	73	Durgapur	99	Indore
22	Bagalkot	48	Budgam	74	Eluru	100	Jabalpur
23	Balasore	49	Burdwan	75	Ernakulam	101	Jaipur
24	Bankura	50	Chandigarh/ Mohali	76	Erode	102	Jalandhar
25	Baramulla	51	Chandrapur	77	Faizabad	103	Jalgaon
26	Bareilly	52	Chengalpattu	78	Gangtok	104	Jammu

S. No	City	S. No	City	S. No	City
105	Jamnagar	131	Kozhikode	157	Naharlagun
106	Jamshedpur	132	Krishnagiri	158	Nalgonda
107	Jhansi	133	Kurnool	159	Namakkal
108	Jodhpur	134	Kuruksheetra	160	Nandayal
109	Jorhat	135	Kumbakonam	161	Nanded
110	Kadappa	136	Latur	162	Narasaraopet
111	Kakinada	137	Lucknow	163	Narsampet
112	Kalaburagi (Gulbarga)	138	Ludhiana	164	Nashik
113	Kalyani	139	Madnapalee	165	Nellore
114	Kanchipuram	140	Madurai	166	Nizamabad
115	Kannur	141	Mahabubnagar	167	Palakkad
116	Kanpur	142	Malappuram	168	Palghar
117	Kanyakumari	143	Mandya	169	Palvancha
118	Karimnagar	144	Mangaluru	170	Panaji/Madgaon
119	Karnal	145	Mapusa	171	Pandharpur
120	Karur	146	Markapur	172	Pathanamthitta
121	Kasaragod	147	Mathura	173	Pathankot
122	Kashti	148	Meerut	174	Patiala/ Fatehgarh Sahib
123	Kavali	149	Mehsana	175	Patna
124	Khammam	150	Moradabad	176	Perambalur
125	Kohima	151	Mumbai/Navi Mumbai	177	Port Blair
126	Kohlapur	152	Muzaffarnagar	178	Prayagraj
127	Kolkata	153	Muzaffarpur	179	Prodattur
128	Kollam	154	Mysuru (Mysore)	180	Puducherry
129	Kopergaon	155	Nagercoil	181	Pune
130	Kottayam	156	Nagpur	182	Purnea

S. No	236	S. No	City	S. No	City
183	Puthakottai	209	Sikar	235	Tiruvanamalai
184	Puttur (AP)	210	Silchar	236	Tiruvaru
185	Puttur (Karnataka)	211	Siliguri	237	Tumakuru(Tumkur)
186	Raigad	212	Sindhudurg	238	Udaipur
187	Raipur	213	Solan	239	Udupi
188	Rajahmundry	214	Solapur	240	Ujjain
189	Rajampet	215	Sriganganagar	241	Una
190	Rajkot	216	Srikakulam	242	Vadodara
191	Ramanathapuram	217	Srinagar	243	Varanasi
192	Ranchi	218	Surampalem	244	Vasai
193	Ratnagiri	219	Surat	245	Vellore
194	Rohtak	220	Suri	246	Vijayawada
195	Roorkee	221	Suryapet	247	Viluppuram
196	Rourkela	222	Tadapaleegudum	248	Virudhunagar
197	Sagar	223	Theni	249	Visakhapatnam
198	Salem	224	Tezpur	250	Vizianagaram
199	Samba	225	Thane	251	Warangal
200	Sambalpur	226	Thanjavur	252	Warangal (Urban)
201	Sangamner	227	Thiruvananthapuram	253	Wardha
202	Sangli	228	Thoothukudi	254	Yamuna Nagar
203	Satara	229	Thrissur	255	Yavatmal
204	Sathupally	230	Tiruchirappalli	256	Yemmiganur
205	Satna	231	Tirunelveli		
206	Shillong	232	Tirupathi		
207	Shimla	233	Tirupur		
208	Shivamogga (Shimoga)	234	Tiruvallur		

- 
- 7.2. The exact venue will be informed to the candidates through admit cards. The Candidates shall make their own arrangement for travel/boarding etc.
- 7.3. At the time of online submission of application form, the candidate will be required to choose the city in which he/she wants to take the test. The choice of city will depend on availability of the test centres in a particular city and **the allotment shall be done on first come first serve basis.**
- 7.4. During submission of online application form, candidate will be able to see only those cities where testing seats are available. While the city will be chosen by the candidate himself / herself at the time of online submission of application form, allotment of test centre/venue in the chosen city shall be done by NBEMS.
- 7.5. **In case testing seat is not available in the State/UT in which the candidate prefers to appear in NEET-PG 2022, he/she can choose the option OTHERS from the list of States/UTs at the time of selection of the State/UT during online submission of application form.** NBEMS will make all efforts to ensure that the candidate is allotted a testing centre in the State of correspondence address of the candidate. In case testing seat is not available in the concerned State due to logistic, administrative or other reasons, testing centre in a nearby State shall be allocated. Candidates opting for OTHERS option shall be informed about their testing city by **20th February 2022.**
- 7.6. In case testing seat is not available in the State/UT in which the candidate prefers to appear in NEET-PG 2022, and the candidate chooses some other available city instead of choosing the option “OTHERS”, the choice of city will not be changed at later stage and the candidate will be required to take the test in the city chosen by him/her.

- 
- 7.7. Candidates will be informed regarding their test venue through the admit card.
- 7.8. **Requests for change of testing centre / city shall not be entertained.** Candidates are advised not to canvass for the same.



---

## 8. Instructions to Fill Online NEET-PG 2022 Application Form

- 8.1. **New User Registration:** All candidates desirous of applying for NEET-PG 2022 shall be required to create an online profile of themselves to generate a UserID and Password.
- 8.2. **Applicant Login:** This User ID and Password so created will allow the candidate to login as an applicant for NEET-PG 2022 and register an online application. The “Go To Application” link will allow the candidate to continue with the application submission immediately after user creation.
- 8.3. If the Login password is lost, it can be retrieved by clicking “*Forgot Your Password*”.
- 8.4. **Name of Candidate:** Please mention your full name **as in your MBBS Qualification Certificate**. Name as entered by the candidate while creating his/her User ID shall be reflected in a non-editable format in his/her examination application form. No change in the name shall be permissible under any circumstances after submission of an application. The candidate shall be required to produce his/her Govt issued ID proof bearing same name at the test centre on the test day to seek entry. It is strongly advised not to submit an application with an error in the candidate’s name as it shall not be allowed to be edited after application submission. If the user has entered his/her name wrongly while registering the user, please create another user with correct name.
- 8.5. **Father’s and Mother’s Name:** Please mention the full name of your Father and Mother carefully while registering the user.

- 
- 8.6. **Gender and Date of Birth:** Indicate your gender and Day, Month & Year of your birth. Please enter the correct date of birth carefully while registering the user.
- 8.7. **Nationality:** Please enter country of your citizenship. An Indian Citizen should indicate, if he/she is an NRI. If you are an Overseas Citizen of India (OCI), please choose OCI after selecting country of your citizenship.
- 8.8. **Email ID:** Email ID chosen by the candidate shall be verified through a system generated OTP for user creation. **Same email ID can not be used for registration of any other user concurrently.** Please note that all email correspondence with the candidate shall be done at this email ID only. *Email chosen by the candidate shall be the primary means to communicate with the candidate for examination purposes.* Information related to examinations shall be sent at this email ID. Candidates shall also be able to communicate with NBEMS through this registered email only. Correspondence received from any other email ID of the candidate shall not be entertained. Therefore, candidates are advised to choose the email ID carefully. Candidates are required to use same Email ID for counseling Registration Form of designated counseling authority as used in NBEMS NEET-PG 2022 Application Form.
- 8.9. **Mobile No:** Please provide the desired mobile number for receiving Examinations related communications sent through SMS. Mobile number chosen by the candidate shall NOT be the primary means to communicate with the candidate for examination purposes. Same Mobile No. as used for NBEMS NEET-PG 2022 Registration will be used at the time of Registration for Counseling.
- 8.10. The UserID/ Application ID and password so generated shall be sent to the registered email ID of the candidate for future records.
- 8.11. The index page of NEET-PG 2022 at NBEMS website <https://nbe.edu.in> provides a quick link, “**Applicant Login**”. The online

---

application form for NEET-PG 2022 can be accessed through this quick link after successful login.

8.12. The candidate can login using his/her User ID and Password.

8.13. The application submission process can be completed either in a single sitting or in multiple sittings, as per the candidate's choice, during the application submission window. However, once an application is successfully completed & submitted, it shall be available for editing certain field only during the "edit window".

8.14. **Candidates are advised not to complete their application registration process in a haste** so as to avoid any errors in providing information.

8.15. The candidate shall be required to provide information as asked under various heads. It is strongly recommended to keep the required information handy before start filing the application. Some of the salient heads in the application form are as under:

8.16. **Upload of Prescribed Documents & Images (Photograph, Scanned Signatures and Thumb Impression):** Please refer Image Upload Instructions available at NBEMS website <https://nbe.edu.in> and at the end of this information bulletin for details of specifications for uploading photograph, signatures and thumb impression. Images which are not as per prescribed specification shall not be considered and may lead to rejection of the application.

8.17. After selection of test city, the candidate shall be required to pay the prescribed examination fee online. The fee can not be paid through any mode other than the payment gateway available in online application form.

---

8.18. Candidates shall be prompted to preview the entire application before submission in order to make any corrections, if so required. They shall be required to submit the application after agreeing to the “declaration”. This shall complete the entire process of application submission.

8.19. **Acknowledgement of Application Submission:** An acknowledgement email shall be sent to the registered email ID confirming submission of an application by the candidate.

8.20. **Edit Window:** Candidates who have successfully submitted their application and made the required payment for examination fee during Application Submission window shall only be allowed to edit their applications during. No new application can be registered during edit window from **8th February 2022 to 11th February 2022**.

8.21. All *editable fields* in the application form shall be open for the candidate to make any corrections, if so required. Details of field which can not be edited are mentioned below.

8.22. Information entered in the application form can be changed during the “Edit Window”. **However, following fields in the application form shall remain non-editable:**

- Name of the Candidate
- Email ID
- Nationality
- Test City

8.23. If a candidate updates his/her category or PWD status during the edit window which requires him/her to make any payment of the difference in Examination Fee to National Board of Examinations in Medical Sciences as per schedule of Examination Fee prescribed in this bulletin, that difference of examination fee needs to be deposited through demand draft drawn in favour of National Board of

---

Examinations in Medical Sciences, payable at New Delhi before the date of issuance of admit cards.

8.24.No editing in information provided shall be permissible in the application form, once edit window is over.

8.25.NBEMS disclaims any liability that may arise due to incorrect information provided by the candidate during online application form submission.

8.26.NBEMS does not edit /modify/alter any information entered by the candidates at the time of online submission of application form under any circumstances. **Any requests for change in category, Date of Birth, PWD status etc by NBEMS shall not be entertained. Candidates are advised to carefully enter the information in the application form.**

8.27.The Nationality/Category/PwD status filled in by the candidates while applying for NEET-PG 2022 will not be changed by Medical Counseling Committee (MCC) of DGHS, Govt of India at the time of counseling. The details of the candidates will be pre-populated in Counseling Registration Form as provided by them while filling up the NBEMS Application form for NEET-PG 2022. The counseling will be done as per details w.r.t. Nationality/Category/PwD status forwarded by NBEMS to MCC of DGHS. Any representation to change the above details will not be entertained by MCC of DGHS.

8.28.Subsequent to closure of edit window, deficiency related to images uploaded in the application form shall be communicated to concerned candidates. Deficiency related to images uploaded (photograph, Signature, Thumb Impression) can be corrected during the **final edit window i.e. 24th February 2022 to 27th February 2022.**

---

8.29. Candidates who fail to submit duly completed applications with requisite documents and/or fail to rectify the deficiencies in their applications by the last date prescribed for rectification shall be declared ineligible. **Admit Card shall not be issued to candidates who are declared ineligible before the conduct of the examination.** In such cases, the entire fees will be forfeited.

8.30. The details of candidates will be pre-populated in the Registration Form of counseling to be conducted by MCC of DGHS from details provided by the candidates in their NEET-PG 2022 application form. Hence, candidates are advised to maintain and not to change their details w.r.t. Mobile Number, Email ID etc till the end of counseling which they have filled in their NBEMS application form for NEET-PG 2022.

### Summary of Steps in Online Application Form Submission

8.31. The following sequence shall be observed while filing the online application form:

- *Fill the user registration form to generate User ID/Application ID and Password.*
- *User ID and Password will be sent through SMS and Email.*
- *Complete the application form and upload your Photograph, Scanned signature, Thumb impression & Prescribed documents.*
- *Choose your Test City*
- *Agree to the declaration and Submit Application*
- *Pay Examination Fee through payment gateway*

Application submission processes is successfully completed on successful payment of examination fee and receipt of an acknowledgement to this effect from NBEMS. Take a print out of the filled Application form with Transaction ID printed on it for records.

---

## 9. Caution Notice, Non- Disclosure Agreement and Unfair Means

### A. Caution Notice

- 9.1. The official website of NBEMS are <https://nbe.edu.in> and <https://natboard.edu.in> Candidates are advised to refer for any information about NBEMS and Examinations conducted by NBEMS only through these websites links. Please refer NEET-PG 2022 index page on NBEMS website <https://nbe.edu.in> and Information Bulletin uploaded therein for authentic information and periodic updates about the NEET-PG 2022.
- 9.2. Candidates are hereby advised not to be allured or misled by unscrupulous agents /touts making false and bogus claims of helping any candidate in any means by such spoofed emails/SMS or forged documents.
- 9.3. NBEMS does not send any email or SMS to candidates regarding securing good marks/merit position in any of the exams conducted by NBEMS.
- 9.4. Be aware when getting any email or SMS in the name of NBEMS, please cross verify information received through SMS in name of NBEMS with a corresponding Email/NBEMS Website update.
- 9.5. Candidates are also advised to use the email IDs/contact numbers for communication with NBEMS which are provided on the NBEMS websites time to time.
- 9.6. In case candidates are approached by any unscrupulous agents/ touts promising any such undue favour through any spoofed emails/SMS or telephone call or forged documents or personally

---

the same may be reported to NBEMS through email [mail@natboard.edu.in](mailto:mail@natboard.edu.in) or to the local police for further investigation.

## **B. Non Disclosure Agreement**

- 9.7. NEET-PG is a proprietary examination and is conducted only by NBEMS. The contents of this exam are confidential, proprietary and are owned by NBEMS. NBEMS explicitly prohibits the candidate, from reproducing, transmitting or publishing any or some contents of this exam, in whole or in part, in any form or by any means verbal or written, electronic or mechanical for any purpose whatsoever. NBEMS shall not entertain any request for sharing any content of the examination including answer keys/ answer sheets.
- 9.8. No content of this exam must be shared with friends, acquaintances or third parties including sharing through online means or via social media. Social media includes but not limited to SMS, Whatsapp, Facebook, Twitter, Hangouts, Blogs etc. using either one's own account or proxy account(s).
- 9.9. By registering for and/or appearing in NEET-PG 2022, the candidate explicitly agrees to the above Non Disclosure Agreement and confirms that he/she fulfills the eligibility criteria prescribed. Further, he/she undertakes to agree by the general terms of use for NEET-PG 2022 as contained in this Information Bulletin, NEET-PG 2022 webpage.
- 9.10. Violation of any act or breach of the same shall be liable for penal action and cancellation of the candidature at the bare threshold.

## **C. Unfair Means**



---

If during the course of applying/examination, a candidate is found indulging in any of the following, he/she shall be deemed to have used unfair means.

- 9.11.If a candidate is found to have made a wrong statement in his/her application form for appearance in the examinations /counseling / admission to the training or has attempted to secure or has secured admission to any of the examinations/courses of NBEMS by making a false statement or by production of a false/forged document .
- 9.12.If at any stage a candidate has tampered with any entry in the certificate or statement of marks or any certificate issued by any governmental or non-governmental body or any other document that has been issued to him/ her by NBEMS.
- 9.13.Use/possession of any kind of electronic gadgets including mobile phones with or without internet (whether the gadgets are actually used or not).
- 9.14.A candidate found copying from notes written on any part of his/her clothing, body, desk or table or instrument like setsquares, protractors, scales etc. or who is found guilty of concealing, disfiguring, rendering illegible, swallowing or destroying any notes or papers or material found with him/her or found exchanging answer book or question paper with solution or talking to a person or consulting notes or books outside the Examination Hall, while going to the toilet or in the toilet.
- 9.15.Giving or receiving assistance directly or indirectly of any kind or attempting to do so.
- 9.16.Having in possession of any note-book(s) or notes or chits or any other unauthorized material concerning the subject pertaining to the examination paper.

- 
- 9.17. Change of seat/system without the permission of Examination Superintendent/ In charge Computer Laboratory.
- 9.18. Contacting or communicating or trying to do so with any person, other than the Examination Staff, during the examination time in the examination center/ Computer Laboratory.
- 9.19. Consulting notes, books or any other material or outside person while going out of the examination hall/Computer Laboratory to toilet or to any other place.
- 9.20. Impersonation.
- 9.21. Forgery in photo identification produced to seek entry in the test centre/producing false documents for the purpose.
- 9.22. Using or attempting to use any other undesirable method or means in connection with the examination.
- 9.23. Running away or swallowing or destroying any note or paper or material found with him/her.
- 9.24. Threatening any of the officials connected with the conduct of the examinations or threatening of any of the candidates.
- 9.25. Peeping into the computer monitor screen of the other candidate.
- 9.26. Hacking or attempting to hack or causing interference with the website of NBEMS or its Technology Partner(s) or their Information Technology systems.
- 9.27. Tampering with Information Technology systems of NBEMS or Technology Partner(s) or Computer Laboratory.

- 
- 9.28. Damaging the computer systems of computer Laboratory.
- 9.29. Candidate found to have attempted or trying to attempt personally or through another person to influence or pressurize an examiner, or any officer or official connected with the examinations of the NBEMS or its technology partner, either at NBEMS or at the office of technology partner or their respective residence(s), in any matter concerned with the examinations.
- 9.30. Any candidate violating the NDA as detailed above will be treated as UMC.
- 9.31. If at any stage if it is found that the candidate has appeared multiple times in the same session of examination or has appeared in same or different examination of NBEMS with different names, unfair means case shall be registered against such candidate and dealt accordingly.
- 9.32. Any act of candidate/any person which is detrimental to safe, secure and smooth conduct of examination and the decision of EEC in this regard shall be final.
- 9.33. Candidate is found talking/peeping to another candidate during the examination hours in the examination room.
- 9.34. A candidate who refuses to obey the Superintendent of Examination center/Computer Lab and changes his/her seat with another candidate and/or creates disturbance of any kind during the examination and/or otherwise misbehaves in the examination hall.
- 9.35. Any candidate found guilty of having adopted anyone or more of the above Unfair means/misconduct is liable to be penalized with a penalty by the Examination Ethics Committee, which may vary from cancellation of the examination/ expulsion up to next 14

---

attempts or 7 yrs and/or cancellation of candidature as may be decided by Examinations Ethics Committee after considering each case.

9.36.**Disclaimer:** The above list is purely indicative. If any act of omission or commission attributed to the candidate/intent by the candidate to vitiate the sanctity of the examination, the decision of NBEMS shall be final and binding for declaration of any person/candidate guilty of foregoing or such offence as shall be classified as UMC.

---

## 10. Result

**10.1.QUALIFYING CRITERIA:** The eligibility criteria for participation in counseling towards allotment of PG seats conducted by designated counseling authority shall be in accordance with the Post Graduate Medical Education Regulations (as per latest amendment) notified by the NMC/ the erstwhile MCI with prior approval of MoHFW, Govt. of India.

S. No.	CATEGORY	ELIGIBILITY CRITERIA
1	General/EWS	50 <sup>th</sup> Percentile
2	SC/ST/OBC (Including PWD of SC/ST/OBC)	40 <sup>th</sup> Percentile
3	UR PWD	45 <sup>th</sup> Percentile

### 10.2.DATE OF DECLARATION OF RESULT:

The result for NEET-PG 2022 will be declared **by 31st March 2022**. The result shall be available at NBEMS website: <https://natboard.edu.in> and <https://nbe.edu.in>

10.3.Candidates can download their score card from NBEMS website using their login credentials.

10.4.There shall be **NO re-evaluation or rechecking or re-totaling of responses marked by the candidates**. Requests/Queries for re-evaluation/re-totaling shall not be entertained.

### 10.5.VALIDITY OF NEET-PG 2022 RESULT

10.5.1.The validity of the result of NEET-PG 2022 shall be only for the current admission session i.e. 2022 admission session for MD/MS/PG Diploma courses and cannot be carried forward for the next session of admissions for MD/MS/PG Diploma

---

courses. Kindly note that the registration of admissions for MD/MS/PG Diploma courses is governed by Post Graduate Medical Education Regulations issued by the NMC/ the erstwhile Medical Council of India with prior approval of Central Government and the Judgments of Hon'ble Supreme Court of India.

**10.6.TIE BREAKER CRITERIA:** In the event of two or more candidates obtaining same score, the merit position shall be determined using following tie breaker criteria in descending order:

- A. Candidate having greater number of correct responses in the question paper will be placed at a better merit position.
- B. Candidate having lesser number of negative responses in the question paper will be placed at a better merit position.
- C. Older candidate will be placed at a better merit position.
- D. Candidate securing higher aggregate marks (in percentage) in all MBBS Professional Examinations will be placed at a better merit position

**10.7.PUBLICATION OF MERIT LISTS:**

**10.7.1.NEET-PG 2022 rank:** This is the overall merit position of the candidate amongst all the candidates who have appeared in the NEET-PG 2022.

**10.7.2.All India 50% quota rank:** This is the overall merit position of the candidate amongst all the candidates who have appeared in the NEET-PG 2022 and are eligible for All India 50% quota counseling and is valid only for All India 50% quota MD/MS/PG Diploma Courses (2022 admission session).

---

**10.7.3.All India 50% quota Category Rank:** This is the overall merit position of the candidate in the category (OBC/SC/ST/EWS) as opted by the candidate in the NEET-PG 2022 amongst the candidates of the same category who are eligible for All India 50% quota counseling and is valid only for All India 50% quota MD/MS/PG Diploma Courses. (2022 admission session).

## **10.8.RESULT FOR ALL INDIA 50% QUOTA SEATS:**

10.8.1.The result for NEET-PG 2022 will be declared by **31st March 2022**. The mark sheet-cum-result certificate for NEET-PG 2022 examination - All India 50% Quota can be downloaded from the website <https://nbe.edu.in> after the declaration of result.

10.8.2.Only those candidates will be eligible to participate in the counseling for All India 50% quota seats for 2022 admission session who fulfill the eligibility criteria provided by designated counseling authority for All India 50% Quota seats.

10.8.3.It is hereby clarified that a candidate may qualify NEET-PG 2022 as per criteria mentioned in para 10.1 but may not be in the list of candidates eligible for counseling for All India 50% quota seats based on eligibility criteria provided by designated counseling authority. Such a candidate is however eligible to be considered for counseling for State quota seats in accordance with applicable regulations, qualifying criteria, applicable guidelines and state reservation policies.

10.8.4.Candidates securing less than 50<sup>th</sup> percentile (40<sup>th</sup> in case of SC/ST/OBC (Including PWD of SC/ST/OBC) and 45<sup>th</sup> in case of UR PWD candidates) in NEET-PG 2022 will not be considered for admission to MD/MS/PG Diploma courses and no merit position or rank shall be given to such candidates.

10.8.5.In order to be eligible for admission to Postgraduate Course for an academic year, it shall be necessary for a person with

---

benchmark disabilities as specified under the Rights of Persons with Disabilities Act, 2016, to score the minimum marks of 45<sup>th</sup> percentile for General Category and 40<sup>th</sup> percentile for SC/ST/OBC in the National Eligibility-cum-Entrance Test (NEET).

**10.8.6.Centres for issuing PWD certificates:** 15 Centres have been identified for issuing PwD certificate to claim for 5% PwD reservation in medical courses in 50% All India Quota/ Central Universities. **Refer Annexure to this bulletin for details of these centres.**

## **10.9.RESULT FOR STATE QUOTA SEATS**

10.9.1.State quota seats in all Medical Institutions in a State and seats in institutions established by State Govt., Universities established by an Act of State/Union Territory Legislature, Municipal Bodies Trust, Society, Company or Minority Institutions shall be filled by utilizing the merit list of NEET-PG. No State government/private medical college/ universities shall be conducting any entrance exam at their own level.

10.9.2.NBEMS shall be providing only the data of candidates and their marks in NEET-PG 2022 to the designated counseling authority without applying eligibility criteria, reservation criteria etc of the concerned states. State quota rank, state category rank, benefit for In-service candidates, rural posting (if applicable) etc shall be determined/ generated by the designated agency/authority of the concerned States/UTs/ concerned authority as per applicable Regulations, eligibility criteria, guidelines and applicable reservation policies.

10.9.3.NBEMS shall not be preparing the merit list for any State quota seats / Private Medical College / Universities.

10.9.4.Designated Counseling Authority for State Quota seats is requested to create customized application forms to determine



---

the eligibility of the candidates for opting for respective state quota seats based on applicable eligibility criteria, reservation policies, benefit to in-service candidates, benefit to candidates who have undergone rural / difficult area postings..

10.9.5.NBEMS does not verify the information provided by the candidates during online submission of application form and hence candidature will be purely provisional subject to fulfilment of eligibility criteria as mentioned in the Information Bulletin for NEET-PG 2022 & criteria of State/Universities/Institutions concerned.

10.9.6.Candidates must verify from the respective State Government/UTs if at all they will be considered for admission to State Quota Post Graduate seats/Institute Pool based on applicable Regulation and/or domicile criteria, State/Institute of Graduation, reservation policy etc. Merely appearing/passing in NEET-PG 2022 does not make a candidate qualified and/or eligible for State Quota Seats/admission to Private Universities & Institutes.

---

## 11. Counseling And Reservation

- 11.1. Reservation of PG seats shall be as per the norms of the Government of India and respective State Governments as may be applicable.
- 11.2. A separate handbook informing details of the counseling process and applicable reservation shall be released by the designated counseling authority for NEET-PG 2022.
- 11.3. The designated Counseling Authority for NEET-PG counseling is Medical Counseling Committee (MCC) of DGHS, Govt of India. Which will conduct counselling for MD/MS/Diploma and PG DNB courses. The candidate helpline No (For Counseling related queries only) shall be as under:

**MCC CALL Centre**

**Phone No.: 0120-4073500**

**Toll Free No.: 1800 102 7637**

Please contact the above numbers for queries related to Counseling only. **NEET-PG examination related queries shall not be entertained at this number.** Please note that all queries will be answered during the Call Centre timings only i.e. 09:00 AM to 08:30 PM and during the period of counseling only.

---

## 12. Admissions to PG Courses at Armed Forces Medical Services Institutions

12.1. Admission to the under mentioned Armed Forces Medical Services (AFMS) training institutes is open to eligible candidates:

- i) Armed Forces Medical College, Pune
- ii) Army Hospital (Research & Referral), Delhi Cantt, (Delhi)
- iii) INHS Asvini (Mumbai)
- iv) Command Hospital Air Force (Bangalore)
- v) Command Hospital Eastern Command (Kolkata)
- vi) Command Hospital Western Command (Chandimandir)
- vii) Command Hospital Central Command (Lucknow)
- viii) Institute of Aerospace Medicine (Bengaluru)

12.2. The candidates shall be considered for admission to the above-mentioned AFMS institutions under the following categories, in the order of precedence

- i) Priority-I (Serving Officers of the AFMS)
- ii) Priority-II (Government Sponsored Candidates from Friendly Foreign Countries)
- iii) Priority-III (Para Military/other Govt. of India sponsored candidates)
- iv) Priority-IV (Ex-Short Service Commission Officers of AFMS)
- v) Priority-V (Civilian); Will have bond liability to serve AFMS

12.3. At the time of online submission of application form for NEET-PG 2022, the candidates will have to select the option "YES" to "Are you willing to take up post graduate courses in institution/

---

hospital of Armed Forces Medical Services". Thereafter, they will have to indicate their category as mentioned in Para 12.2

12.4. AFMS will publish a separate notification with detailed instructions mentioning eligibility criteria and admission procedure for MD/MS/PG courses at AFMS institutions & will be available on the website of designated counseling authority. The candidates desirous for admission to AFMS institutions will have to go through the notification & apply accordingly to be considered for admission after declaration of NEET-PG result.

12.5. Candidates should preserve the Score & admit cards of NEET-PG 2022, which are required to be produced during counseling to be conducted for admission to Post Graduate courses in their respective categories.

#### **12.6. ALLOTMENT OF SEATS AND RESERVATION:**

12.6.1. A separate handbook informing details of the counseling process and applicable reservation shall be released by the designated counseling authority for NEET-PG 2022.

12.6.2. There is no provision of reservation of seats for SC/ST/OBC/PwD in the Armed Forces Medical Services Institutions conducting Post Graduate Medical Courses.

12.6.3. Selection and final admissions to these institutions shall be made by the Armed Forces Medical Services based on merit of the candidates & as per order of precedence mentioned in para 12.2 and who have applied online both to NEET-PG and to AFMS and the admissions shall be done as per Govt of India Ministry of Defence rules and regulations in conjunction with those applicable to the affiliating Universities.

12.6.4. All eligible candidates desirous of MD/MS/PG Diploma seats in AFMS institutions will have to mandatorily register with

---

MCC of DGHS, MoHFW, Govt of India at its website [www.mcc.nic.in](http://www.mcc.nic.in) to be eligible for AFMS counseling for Post Graduate courses at AFMS teaching institutes, failing which they will NOT be considered for allocation of specialties.

12.6.5. The designated Counseling Authority i.e. Medical Counseling Committee (MCC) will do only Registration part of AFMS counseling. The further offline merit based allotment of seats and admission process will be conducted by AFMS after physical fitness test. Candidates are advised to be familiar with the terms & conditions of physical fitness test conducted by AFMS and visit AFMS website for further information in this regard.

---

## 13. NEET-PG for Post MBBS DNB and NBEMS Diploma Courses

13.1. The merit list of NEET-PG 2022 shall be utilized by National Board of Examinations in Medical Sciences for admission to various Post MBBS DNB courses and Post MBBS Diploma Courses of NBEMS. No separate DNB CET shall be conducted.

**13.2. ELIGIBILITY CRITERIA:** Candidates in possession of MBBS degree or Provisional MBBS Pass Certificate recognized as per the provisions of the NMC Act, 2019 and the repealed Indian Medical Council Act 1956 and possessing permanent or provisional registration certificate of MBBS qualification issued by the NMC/ the erstwhile Medical Council of India or State Medical Council and have completed one year of internship or are likely to complete the internship on or before **31st May 2022**, may apply for NEET-PG 2022 through online application system at website <https://nbe.edu.in>

13.3. Candidates already pursuing a DNB course are not eligible for admission in DNB Course till such time they have completed the entire duration of the prescribed course or have been discharged from the course. This shall be irrespective of their resignation or discontinuation from the course due to any reason.

**13.4. ALLOTMENT OF SEATS AND RESERVATION:** A separate handbook informing details of the counseling process and applicable reservation shall be released by the designated counseling authority for NEET-PG 2022.

---

## 14. Communication Protocols

14.1. Information in this information bulletin & NBEMS website <https://nbe.edu.in> and [www.natboard.edu.in](http://www.natboard.edu.in) will guide you through the entire process of application submission and help answer most of your queries.

14.2. In case you are still facing issues, then you can contact NBEMS through any of the following modes:

- **NBEMS Candidate Care helpline (Preferred mode):**

<b>Helpline Number</b>	022 - 61087595
<b>Email</b>	<a href="mailto:helpdesknbeexam@natboard.edu.in">helpdesknbeexam@natboard.edu.in</a>
<b>Official Website</b>	<a href="https://nbe.edu.in">https://nbe.edu.in</a> <a href="https://natboard.edu.in">https://natboard.edu.in</a>

- **By Post:**

Executive Director  
National Board of Examinations in Medical Sciences,  
Medical Enclave,  
Ansari Nagar,  
New Delhi -110029

14.3. The preferred mode for handling the NEET-PG 2022 related queries shall be by email. The emails may be sent to **dedicated NEET-PG help desk** at [helpdesknbeexam@natboard.edu.in](mailto:helpdesknbeexam@natboard.edu.in)

14.4. Emails related to NEET-PG 2022 sent at any other email ID of NBEMS may be missed.

---

14.5. Queries shall only be processed if same are sent through email ID of candidate registered with NBEMS.

14.6. Following Information must be provided in emails addressed to NBEMS regarding NEET-PG 2022:

- *Name of Candidate*
- *Email ID*
- *Mobile Number*
- *Correspondence Address*
- *Application ID/Roll Number for NEET-PG 2022*
- *Session of Examination*

**❖ Emails sent without aforesaid information may not be entertained.**

14.7. Do not send the same email multiple times, as it will delay the response process.

14.8. Queries shall not be entertained from persons claiming themselves to be representative, associates or officiates of the candidate.



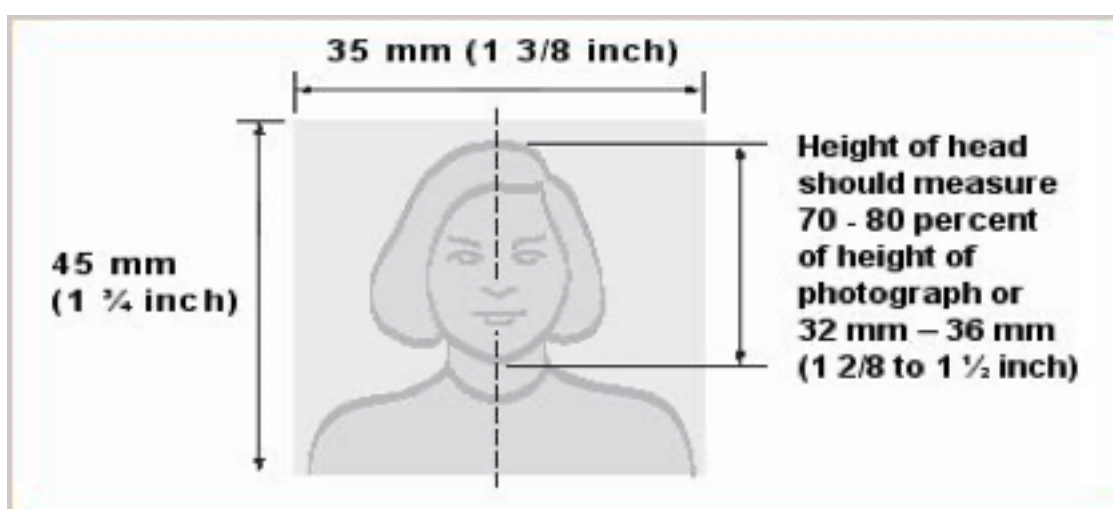
---

# Image Upload Instructions

Before applying online, a candidate will be required to have a scanned (digital) image of his/her photograph, signature and thumb impression as per the specifications given below. Your online application will not be registered unless you upload your photograph, signature and thumb impression as specified.

## **A. PHOTOGRAPH**

Processes for photo upload:



The candidate shall be required to upload **TWO photographs**:

1. A **REAL TIME PHOTOGRAPH** taken by the webcam/in-built camera of the computer system while filling the online application form:
  - a. Stand/sit against a **white background** in bright light (Avoid distracting backgrounds)
  - b. The image must not include other objects or additional people. Ensure that you are only one person in picture.
  - c. The image must contain the full face, ears, neck, and shoulders of the entrant in frontal view with a neutral, non-smiling expression and with eyes open and directed at the camera.
  - d. The image must not contain any parts of the body below the entrant's shoulders.

- 
- e. Click on “Capture Photo” button in the application form.
2. Upload a **PRE-SAVED RECENT PHOTOGRAPH** which can be prepared in one of the two ways:
- Clicking a photograph through a digital camera
  - By scanning the physical photograph.

## I. CLICKING YOUR PHOTO



- Stand/sit against a **white background** (Avoid distracting backgrounds)
- The image must not include other objects or additional people. Ensure that you are only one person in picture.
- The image must contain the full face, ears, neck, and shoulders of the entrant in frontal view with a neutral, non-smiling expression and with eyes open and directed at the camera.
- The image must not contain any parts of the body below the entrant's shoulders.
- Click colour photograph in **bright light** using any digital device preferably with > 5-megapixel resolution). Avoid using flash as it tends to create a shadow on the white background.
- Avoid selfie; ask someone else to take the picture for you. They might also help to direct you a bit, like telling you to straight your head or tuck your hair behind your ears.

### Editing of digital photograph:



- 
- a. the photograph from the digital device to a computer/laptop.
  - b. the photograph such that your head, shoulders are visible and occupy most of the image.
  - c. The size of image should be less than 80kb. Size of the image can be checked by right click on the image and then go to “Properties” link. (maintain aspect ratio, i.e. height and width ratio to avoid distortion of image)

## II. PHOTO SCAN PROCESS

In case you already have a professionally clicked passport size colour photograph follow the following procedure to prepare scanned image of the same.

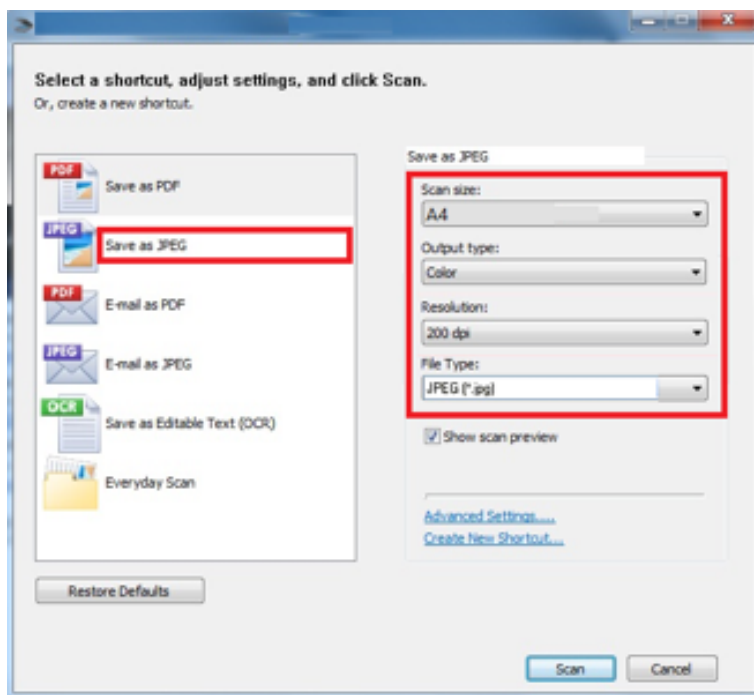

### **Before you scan the photograph ensure that**

- a. Photo has been taken against a white background without a border and clearly shows your face, eyes and both ears.
- b. The photograph is of standard passport size (35mm X 45mm, width X height)
- c. The photograph is recent (within 6 months of online application).
- d. Choose a solo photo for scanning. Cropping a group photo isn't acceptable.
- e. Profile photograph is not acceptable.

### **Scanning process of already available photograph**

- a. **Draw a box** minimum 35x45 mm size on a white sheet of paper using pencil.
- b. Affix your latest passport size photograph in the draw box.
- c. Set the scanner resolution to a minimum of 200 dpi (dots per inch)
- d. Set Color to True Color
- e. **Place sheet of paper face down on the printer or scanner surface. Press scan button on the scanner or use the scanning program on your computer.**
- f. **Crop** the image such that borders of box are reached.

- g. **Save the scanned images** as .jpg/.jpeg as “Photograph.jpg” or “Photograph.jpeg”.
- h. The size of image should be less than 80kb. Size of the image can be checked by right click on the image and then go to “Properties” link.
- i. If the size of the image is more than 80 kb, then adjust the settings of scanner such as set the dpi of the scanner to 200 dpi and quality of image at low. If image size is still more than 80 kb then resize the image to the given specifications.



---

## Checklist before uploading digital image of photo



- Photograph is in colour with white background.
- Your face is clearly visible.
- The size of image should be less than 80kb.
- Image is in .jpg/.jpeg format.
- Image is not blurred in the process of editing.
- Digital enhancement or other alterations or retouching are not permitted.
- Make sure your face takes up at least 70-80% of the frame.

## **B. SIGNATURE**

**Digital image of your Signature can be made in two ways:**

- Using a digital device to directly image (i.e. camera)
- Scanning the signature

### **I. PREPARING DIGITAL IMAGE OF SIGNATURE USING A DIGITAL DEVICE (CAMERA)**

**Clicking image of signature using a digital device:**

- Draw a box of size 1.5 cm (height) x 3.5 cm (width). Use a black or dark blue ink pen to sign within this box.
- Click the signature within the box in bright light conditions using any digital device (preferably with > 5-megapixel resolution). Avoid using flash.

- 
- c. Check the shadow of your hands/camera/smartphone etc. does not fall on the sheet.



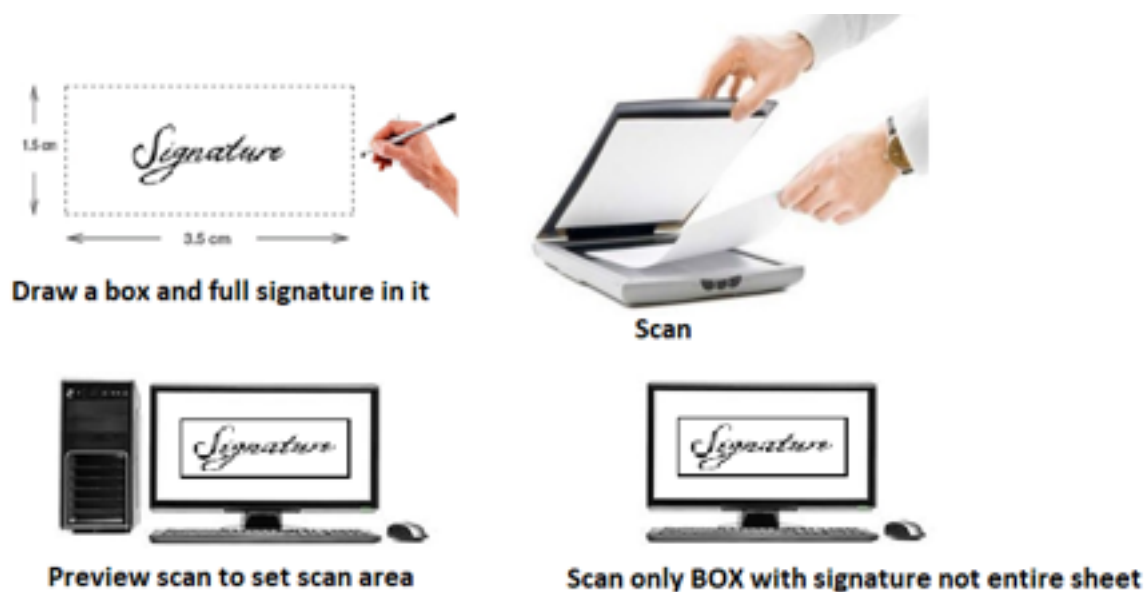
### Editing digital image of the signature:

- Transfer the digital image to a computer/laptop.
- If required, use **auto-correct feature** of image editing software so that the signature is clear against a white background.
- Crop** the image such that borders of box are reached.
- Resize** the image to 20 – 100 Kb (maintain aspect ratio, i.e. height and width ratio to avoid distortion of image)

## II. SCANNING THE SIGNATURE:

- The signatures should be **done by the candidates only** as it may be checked any time frequently.
- Signature done on the blank white page without lines only will be accepted
- Take the white sheet and mark the box size of 3.5 x 1.5 cm (width x height)
- Sign inside the box with **blue/black pen**.
- If the Candidate's signature on the answer script, at the time of the examination, does not match the signature on the Attendance Sheet, the candidate will be disqualified.
- Set the scanner to 200 dpi
- The scanned image should be saved in .jpeg/ .jpg format.
- Crop only box area.

- 
- i. The size of image should be less than 80kb.



## **C. THUMB IMPRESSION**

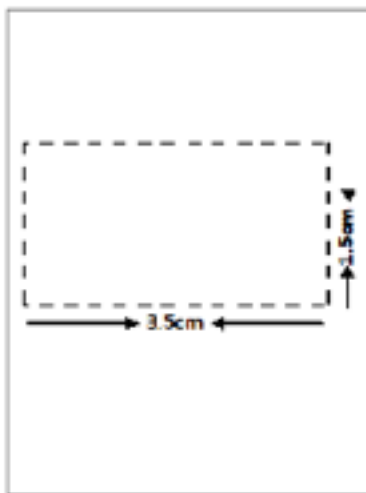
### **Instruction for preparing digital image of thumb print**



### ***Taking a thumb-print***

- Draw a box of 3.5 cm x 1.5 cm (width x height) on a white sheet of paper (you may draw more than 1 box to take multiple thumb print and select the best).
- Use a fresh **blue/black** colour ink pad.

- c. Practice on a sheet of paper to get the proper thumb-print especially the density or darkness of the colour. The impression of the print should be clear and readable; neither dark nor smudged or light.
- d. Clean your hands and dry them before you begin (oil/dirt can obscure the prints)
- e. Gently press your **LEFT THUMB** against the ink pad and take a horizontal print of your left thumb within the box. Do not press too much or wriggle as it may lead to smudging of print. Preferably take impressions of thumb in more than box.

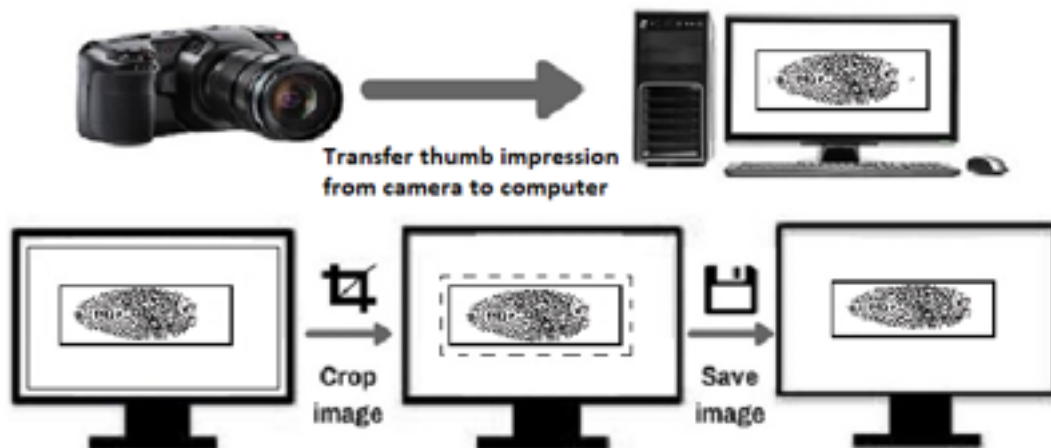


Draw a box of 1.5cm x 3.5cm for Left thumb impression



Left thumb impression within the box

## I.PREPARING DIGITAL IMAGE OF THUMB IMPRESSION USING A DIGITAL DEVICE (CAMERA)

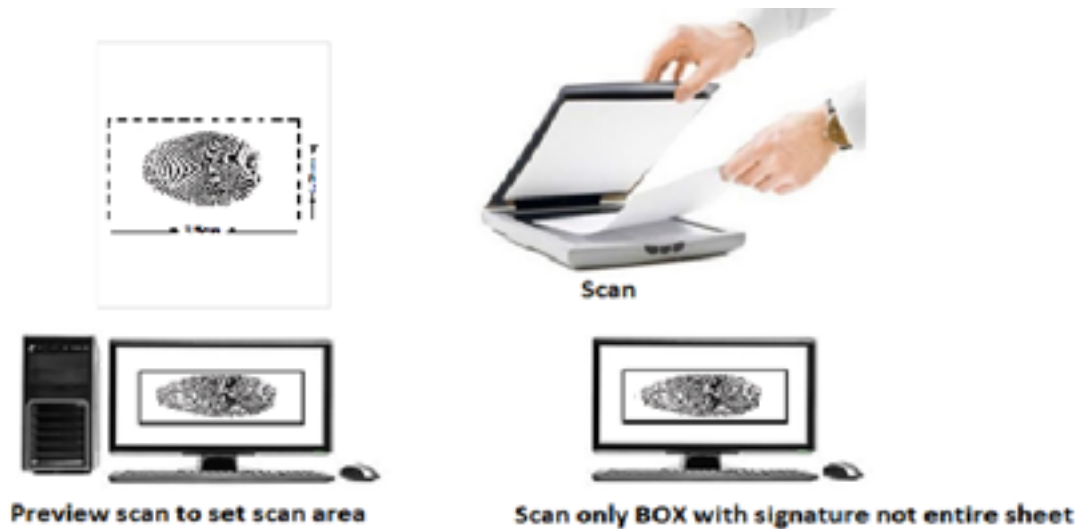
















---

## II. SCANNING THE THUMB IMPRESSION













- Set the scanner to 200 dpi.
- Save the scanned image of thumb-print as .jpg/ .jpeg format.
- Crop only box area.
- The size of image should be less than 80kb. Size of the image can be checked by right click on the image and then go to "Properties" link.



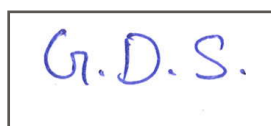



























## INSTRUCTIONS FOR ACCEPTABLE PHOTOGRAPHS









Not Acceptable	Reason for Rejection	Acceptable
	Cropped image	
		
	Not looking straight into camera	
		
	Black & White Photographs	
		

	<p>Improper flash or improper lighting</p>	
		
	<p>Photo taken with mobile phone (including “selfies”) resulting in distorted face</p>	
		
	<p>Distortion due to enlargement of an original smaller image</p>	
		
	<p>Improper Background or Sunglasses</p>	





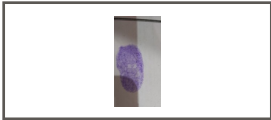



			
	Too much glare on spectacles		
			
	Spectacle rim over eyes		
			
<b>INSTRUCTIONS FOR ACCEPTABLE SIGNATURES</b>			
<b>Not Acceptable Signature</b>	<b>Reason for Rejection</b>	<b>Acceptable</b>	
	Signature not in rectangle box		

















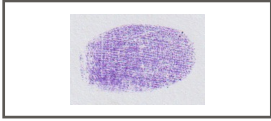







		
	<b>Signature not in full</b>	
		
	<b>Initials are unacceptable</b>	
		
	<b>Signature in Capital</b>	
		
	<b>Signature is smaller in size. Instead of the box, entire page is scanned and uploaded.</b>	
		

	<b>Signature not in plain white background</b>	
<div style="display: flex; justify-content: space-between; align-items: center;">   </div>		
	<b>Signature and thumb impression in same box</b>	
<div style="display: flex; justify-content: space-between; align-items: center;">   </div>		
	<b>Signatures with dark background</b>	
<div style="display: flex; justify-content: space-between; align-items: center;">   </div>		
	<b>Signature outside the rectangle</b>	
<div style="display: flex; justify-content: space-between; align-items: center;">   </div>		
	<b>Signature in other than blue or black ink</b>	
<div style="display: flex; justify-content: space-between; align-items: center;">   </div>		









	Photograph uploaded in place of Signatures	
		
	Thumb Impression Uploaded in place of Signatures	
		

### INSTRUCTIONS FOR ACCEPTABLE THUMB IMPRESSIONS

Not Acceptable Signature	Reason for Rejection	Acceptable
	Thumb impression in other than blue or black ink	
		
	Thumb impression taken via mobile phone/camera with dark background	
		

	Incomplete thumb impression	
 		
	Picture of thumb impression	
 		
	Thumb impression uploaded is partly cropped / not scanned completely.	
 		
	Thumb impression is not clear	
 		
	Dry thumb impression	
 		
	Thumb impression not in plain white background	
 		



	<p><b>Thumb Impression obscured by too much ink.</b></p>	
		
	<p><b>Thumb Impression is too small; upload full A4 size sheet instead of box alone</b></p>	
		

**PROFORMA FOR SCHEDULED CASTE AND SCHEDULED TRIBE CERTIFICATE**

Form of certificate as prescribed in M.H.A., O.M., No. 42/21/49-N.G.S. dated the 28.1.1952, as revised in Dept. of Per- & A.R. letter No. 36012/6/76-Est. (S.CT), dated the 29.10.1977, to be produced by candidate belonging to a Scheduled Caste or a Scheduled Tribe in support of his/her claim.

**CASTE CERTIFICATE**

This is to certify that Shri/Smt./Kum.\*.....son/daughter\*  
of.....of  
village/town\*.....in district/Division\*.....of the  
State/Union Territory\* .....belongs to the..... Caste/  
Tribe

which is recognized as a Scheduled Caste/Scheduled Tribe\*under:

- The Constitution (Scheduled Caste) Order, 1950
- The Constitution (Scheduled Tribe) Order, 1950
- The Constitution (Scheduled Caste) (Union Territories) Order, 1951
- The Constitution (Scheduled Tribe) (Union Territories) Order, 1951

% 1. (as amended by the Scheduled Caste and Scheduled Tribe Lists (Modification) order, 1956, the Bombay Re-organization Act, 1960, the Punjab Re- organization Act, 1966, the State of Himachal Pradesh Act, 1970 the North Eastern Areas (Re-organization) Act, 1971 and the Scheduled Castes and Scheduled Tribes Orders, (Amendment) Act, 1976).

- The Constitution (Jammu and Kashmir) Scheduled Caste Order, 1956.
- The Constitution (Andaman and Nicobar Islands) Scheduled Tribes Order, 1959.
- The Constitution (Dadar and Nagar Haveli) Scheduled Caste Order, 1962.
- The Constitution (Dadar and Nagar Haveli) Scheduled Tribes, Order, 1962.
- The Constitution (Puducherry) Scheduled Caste Order, 1964
- The Constitution (Uttar Pradesh) Scheduled Tribes, Order, 1967.
- The Constitution (Goa, Daman & Diu) Scheduled Caste Order, 1968.
- The Constitution (Goa, Daman & Diu) Scheduled Tribes, Order, 1968.
- The Constitution (Nagaland) Scheduled Tribes Order, 1970.
- The Constitution (Sikkim) Scheduled Caste Order, 1978.
- The Constitution (Sikkim) Scheduled Tribes Order, 1978.

---

% 2. Applicable in the case of Scheduled Caste/Schedule Tribe persons who have migrated from one State/Union Territory Administration:

This certificate is issued on the basis of the Scheduled Caste/Scheduled Tribe\* certificate issued to Shri/Smt\* \_\_\_\_\_ father/mother of Shri/Smt/Kum\* \_\_\_\_\_ of village/town in \_\_\_\_\_ District/Division\* \_\_\_\_\_ of the State/Union Territory\* \_\_\_\_\_ who belongs to the \_\_\_\_\_ caste/tribe which is recognized as a Scheduled Caste/Scheduled Tribe\* in the State/Union Territory\* \_\_\_\_\_ issued by the \_\_\_\_\_ (name of prescribed authority) vide their No. \_\_\_\_\_ date \_\_\_\_\_.

% 3. Shri\*/Smt.\*/Kum\* \_\_\_\_\_ and/or his/her\* family ordinary reside (s) in village/town\* \_\_\_\_\_ of the State/Union Territory of \_\_\_\_\_

Signature \_\_\_\_\_  
Designation \_\_\_\_\_

Date: \_\_\_\_\_ (With seal of Office)  
Place: \_\_\_\_\_ State/Union Territory\*\*

\*Please delete the words which are not applicable.

• Please quote specific Presidential Order.

% Delete the paragraph which is not applicable.

\*\*Should be signed by the Authorities empowered to issue Scheduled Caste/Scheduled Tribe certificates as specified above.

**PROFORMA FOR OTHER BACKWARD CLASS (OBC) CERTIFICATE**

(CERTIFICATE TO BE PRODUCED BY OTHER BACKWARD CLASSES APPLYING FOR ADMISSION TO CENTRAL EDUCATIONAL INSTITUTIONS (CEIs), UNDER THE GOVERNMENT OF INDIA)

This is to certify that Shri / Smt. / Kum. \_\_\_\_\_ Son / Daughter  
of Shri / Smt. \_\_\_\_\_ of Village / Town \_\_\_\_\_  
District / Division \_\_\_\_\_ in the \_\_\_\_\_ State belongs  
to the \_\_\_\_\_ Community which is recognized as a backward class under:

- i) Resolution No. 12011/68/93-BCC(C) dated 10/09/93 published in the Gazette of India Extraordinary Part I Section No. 186 dated 13/09/93.
- ii) Resolution No. 12011/9/94-BCC dated 19/10/94 published in the Gazette of India Extraordinary Part I Section I No. 163 dated 20/10/94.
- iii) Resolution No. 12011/7/95-BCC dated 24/05/95 published in the Gazette of India Extraordinary Part I Section I No. 88 dated 25/05/95.
- iv) Resolution No. 12011/96/94-BCC dated 9/03/96.
- v) Resolution No. 12011/44/96-BCC dated 6/12/96 published in the Gazette of India Extraordinary Part I Section I No. 210 dated 11/12/96.
- vi) Resolution No. 12011/13/97-BCC dated 03/12/97.
- vii) Resolution No. 12011/99/94-BCC dated 11/12/97.
- viii) Resolution No. 12011/68/98-BCC dated 27/10/99.
- ix) Resolution No. 12011/88/98-BCC dated 6/12/99 published in the Gazette of India Extraordinary Part I Section I No. 270 dated 06/12/99.
- x) Resolution No. 12011/36/99-BCC dated 04/04/2000 published in the Gazette of India Extraordinary Part I Section I No. 71 dated 04/04/2000.
- xi) Resolution No. 12011/44/99-BCC dated 21/09/2000 published in the Gazette of India Extraordinary Part I Section I No. 210 dated 21/09/2000.
- xii) Resolution No. 12015/9/2000-BCC dated 06/09/2001.
- xiii) Resolution No. 12011/1/2001-BCC dated 19/06/2003.
- xiv) Resolution No. 12011/4/2002-BCC dated 13/01/2004.
- xv) Resolution No. 12011/9/2004-BCC dated 16/01/2006 published in the Gazette of India Extraordinary Part I Section I No. 210 dated 16/01/2006.
- xvi) Resolution No. 12011/14/2004-BCC dated 12/03/2007 published in the Gazette of India Extraordinary Part I Section I No. 67 dated 12/03/2007.
- xvii) Resolution No. 12018/6/2005-BCC dated 10/10/2007 published in the Gazette of India Extraordinary Part I Section I No. 311 dated 12/10/2007.
- xviii) Resolution No. 12015/2/2007-BCC dated 18/08/2010 published in the Gazette of India Extraordinary Part I Section I No. 232 dated 18/08/2010 & Corrigendum dated 11/10/2010.

Shri / Smt. / Kum. \_\_\_\_\_ and / or his family ordinarily reside(s)  
in the \_\_\_\_\_ District / Division of \_\_\_\_\_ State.

This is also to certify that he / she does not belong to the persons / sections (Creamy Layer) mentioned in Column 3 of the Schedule to the Government of India, Department of Personnel & Training O.M. No. 36012/22/93-Estt. (SCT) dated 08/09/93 which is modified vide OM No. 36033/3/2004 Estt.(Res.) dated 09/03/2004 or the latest notification of the Government of India.

**Dated:**

**District Magistrate/ Competent Authority  
Seal**

**NOTE:**

- a. The Term Ordinarily used here will have the same meaning as in Section 20 of the Representation of the People Act, 1950.
- b. The authorities competent to issue Caste Certificates are indicated below:
  - i. District Magistrate/Additional Magistrate/1st Class Stipendiary Magistrate/Sub-Divisional Magistrate/Taluka Magistrate/Executive Magistrate/Extra Assistant Commissioner (not below the rank of 1st Class Stipendiary Magistrate.)
  - ii. Chief Presidency Magistrate/Additional Chief presidency Magistrate/Presidency magistrate.
  - iii. Revenue Officer not below the rank of Tehsildar.
  - iv. Sub-Divisional Officer of the area where the candidate and/or his family resides.
- c. The annual income/status of the parents of the applicant should be based on financial year ending **March 31, 2022**.

Government of.....  
(Name & Address of the authority issuing the certificate)

**INCOME & ASSEST CERTIFICATE TO BE PRODUCED BY  
ECONOMICALLY WEAKER SECTIONS**

CERTIFICATE NO:  
VALID FOR THE YEAR:

DATE:

This is to certify that Shri / Smt. / Kum. \_\_\_\_\_ Son /  
Daughter/Wife of Shri / Smt. \_\_\_\_\_ permanent resident of  
Village / Town \_\_\_\_\_ District / Division \_\_\_\_\_ in the  
\_\_\_\_\_ State/Union Territory \_\_\_\_\_ Pincode \_\_\_\_\_  
whose photograph is attested below belongs to the Economically Weaker Sections, since the  
gross annual income\* of his/her family\*\* is below Rs. 8 lakh (Rupees Eight Lakh only) for the  
financial year.....His/her family does not own or possess any of the  
following assets\*\*\* :

- I. 5 acres of agricultural land and above;
  - II. Residential flat of 1000 sq. ft. and above;
  - III. Residential plot of 100 sq. yards and above in notified municipalities;
  - IV. Residential plot of 200 sq. yards and above in. areas other than the notified municipalities.
2. Shri/Smt./Kumari.....belongs to the.....caste which is not  
recognized as a Scheduled Caste, Scheduled Tribe and Other Backward Classes (Central List)

Paste Recent Passport  
Size Photograph of the  
Applicant here

Signature with seal of Office .....  
Name.....  
Designation.....

\* **Note 1:** Income covered all sources i.e. salary, agriculture, business, profession, etc.

\*\* **Note 2:** The term 'Family' for this purpose include the person, who seeks benefit of reservation, his/  
her parents and siblings below the age of 18 years as also his/her spouse and children below the age of  
15 years

\*\*\***Note 3:** The property held by a 'Family' in different locations or different places/cities have been  
clubbed while applying the land or property holding test to determine EWS status.

**ANNEXURE-IV**

**List of Centres which will issue Disability Certificates as per 21 benchmark Disabilities given under RPwD Act-2016**

S No.	Name of Disability Certification Centre	City/State	Specialties available for which Disability Certificate can be issued as per category of Disabilities mentioned in Disability Certificate
1	Vardhman Mahavir Medical College & Safdarjang Hospital (VMMC & SJH)	New Delhi	All disabilities as mentioned in Disability Certificate except auditory disabilities (ENT) and Intellectual Disabilities & Behavioural disabilities.
2	All India Institute of Physical Medicine and Rehabilitation (AIIPMR)	Mumbai	For locomotor disabilities only
3	Institute of Post Graduate Medical Education & Research (IPGMER)	Kolkata	All disabilities as mentioned in Disability Certificate
4	Madras Medical College (MMC)	Chennai	All disabilities as mentioned in Disability Certificate
5	Grant Government Medical College, J.J. Hospital Compound	Mumbai, Maharashtra	All disabilities as mentioned in Disability Certificate
6	Goa Medical College	Goa	All disabilities as mentioned in Disability Certificate except Speech Disability
7	Government Medical College, Thiruvananthapuram	Thiruvananthapuram	All disabilities as mentioned in Disability Certificate. Ophthalmology Tests to be conducted at Regional Institute of Ophthalmology, Thiruvananthapuram under GMC, Thiruvananthapuram

S No.	Name of Disability Certification Centre	City/State	Specialties available for which Disability Certificate can be issued as per category of Disabilities mentioned in Disability Certificate
8	SMS Medical College	Jaipur, Rajasthan	All disabilities as mentioned in Disability Certificate except: 1. Neurology - Genetic Testing 2. ENT - Speech & Language Disability Testing 3. Orthopaedics/ PMR- Goniometer Adult, Plumb line, Hand Dynamometer, Laser
9	Govt. Medical College and Hospital, Sector-32	Chandigarh	All disabilities as mentioned in Disability Certificate
10	Govt. Medical College, Agartala, State Disability Board	Agartala/ Tripura	Information Awaited
11	Institute of Medical Sciences, Banaras Hindu University	Varanasi, Uttarpradesh	All disabilities as mentioned in Disability Certificate except Intellectual Disability
12	Ali Yavar Jung National Institute of Speech and Hearing Disabilities, Bandra, Mumbai	Mumbai, Maharashtra	For Hearing disabilities only
13	AIIMS Nagpur	Nagpur, Maharashtra	All disabilities as mentioned in Disability Certificate
14	Atal Bihari Vajpayee Institute of Medical Sciences & RML Hospital, New Delhi (ABVIMS &RMLH)	New Delhi	All disabilities as mentioned in Disability Certificate except ENT
15	Lady Hardinge Medical College & Associated Hospitals (LHMC)	New Delhi	All disabilities as mentioned in Disability Certificate except Intellectual Disability

## CERTIFICATE OF DISABILITY

(As per MCI Gazette Notification No. MCI-18(1)/2018-Med./187262 dated 5<sup>th</sup> Feb, 2019/ 14<sup>th</sup> May, 2019 for admission to Medical Courses in All India Quota)

Certificate No. \_\_\_\_\_ Dated \_\_\_\_\_

Name of the Designated Disability Centre (as per ANNEXURE):  
\_\_\_\_\_

This to certify that Dr. / Mr. / Ms. \_\_\_\_\_

Aged \_\_\_\_\_ Years Son/ Daughter of Mr. \_\_\_\_\_

R/o \_\_\_\_\_

Recent Passport  
Size Photograph  
of the candidate  
duly attested by  
the issuing  
authority

NEET Roll No. \_\_\_\_\_, Rank No. \_\_\_\_\_, has the following

Disability (Name of the Specified Disability) \_\_\_\_\_ (in percentage)

of \_\_\_\_\_ (in words) \_\_\_\_\_ (in Figures).

• **Please tick on the “Specified Disability”**

(Assessment may be done on the basis of Gazette of India, Extraordinary, Part-II, Section 3 Sub-section(ii), Ministry of Social Justice and Empowerment)

S/No.	Disability Type	Type of Disability	Specified Disability
1.	Physical Disability	A. Locomotor Disability* B. Visual Impairment* C. Hearing Impairment* D. Speech & Language Disability	a. Leprosy cured person, b. Cerebral Palsy, c. Dwarfism, d. Muscular Dystrophy, e. Acid attack Victims, f. others such as Amputation, Poliomyelitis  a. Blindness b. Low Vision  a. Deaf b. Hard of hearing  a. Organic/ Neurological causes
2.	Intellectual Disability		a. Specific Learning Disabilities(Perceptual disabilities, Dyslexia, Dyscalculia, Dyspraxia & Developmental Aphasia  b. Autism Spectrum Disorders
3.	Mental Behaviour		a. Mental illness
4.	Disability caused due to	a. Chronic Neurological Conditions b. Blood Disorders	i. Multiple Sclerosis ii. Parkinsonism i. Haemophilia, ii. Thalassemia, iii. Sickle Cell Disease
5.	Multiple Disabilities including Deaf Blindness		More than one of the above specified disabilities

• **Conclusion:** He/ She is **Eligible/ Not Eligible** for admission in Medical/ Dental courses as per the MCI Gazette Notification subject to his being otherwise medically fit.

❖ Functional competency with the aid of **Assistive devices** in case of **Locomotor\*/ Visual\*/ Hearing\* Impairment**, if any \_\_\_\_\_

Sign & Name \_\_\_\_\_  
(Concerned Specialist)

Sign & Name \_\_\_\_\_  
(Concerned Specialist)

Sign & Name \_\_\_\_\_  
(Concerned Specialist)



---

**National Board of Examinations in Medical Sciences**  
**Medical Enclave, Ansari Nagar,**  
**Mahatma Gandhi Marg (Ring Road)**  
**New Delhi- 110029**

Candidate Helpline: 022 - 61087595  
(Monday to Friday: 09:30AM to 06:00 PM)  
Website: <https://natboard.edu.in> and <https://nbe.edu.in>